












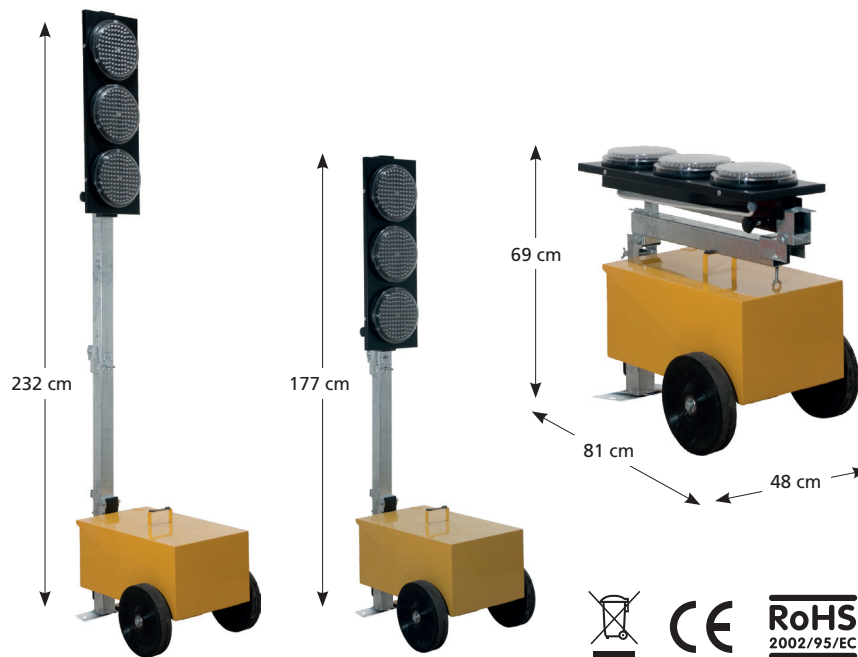


/ Code: 205000069



# Led Mobile Traffic Light

## / Technical Data /


	<b>Traffic light number:</b> 2 (two)
	<b>Luminous intensity regulation:</b> variable intensity depending on ambient light
	<b>Light source:</b> Led lantern; maximum power 32W @ 12V
	<b>Times:</b> times x 1 sec. .... times x 5 sec. ....
	<b>Power supply:</b> 12 V
	<b>Connection type:</b> quartz synchronization cable less
	<b>Alarms:</b> lamps; battery
	<b>Autonomy:</b> (100 Ah battery) 6,25 days 150 hours
	<b>Maximum distance:</b> depending on travel time
	<b>Dimensions:</b> closed: 48x81 x h 69 cm open: 48x81 x h 177 - 232 cm
	<b>Weight:</b> single traffic light without battery 32 kg two traffic lights without batteries 64 kg
	<b>Construction materials:</b> bent iron sheet, fire painted iron tubular and/or hot galvanized
	<b>Temperature:</b> -20 °C - +70 °C



## / Specific application /



## / Spare parts /





## / Accessories /



## / Norms /

- In compliance with UNI EN 12368
- European Directive 2004/108/CE and CE marking

## / Packaging /

	<b>Box:</b> carton box each pcs: 51x80x h 68 cm weight: 32,5 kg (box included)
	<b>Pallet weight and dimensions for the couple:</b> pallet: 80x100x h 80 cm total weight: 75 kg

## / Description /

The system is composed by two mobile carts complete with traffic light lanterns and the control units. The traffic lights are easy to carry and to remove. The QM3RDC traffic light quartz model, thanks to the two working modalities, can be used both for stationary working zones and for moving working zones, because of the synchronism system without connections between the two control units (cables for connection optional).

The power supply can be made by 100 Ah battery or by a power pack.

## / Functionality /

The mobile traffic light must be used in compliance with the 42 article of Regulation Enforcement and implementation of the Italian Road Code, in case of the presence of road working zones that cause a restriction of the road.

In the Italian road code is written:

Alternated transit by traffic lights:

the alternated transit can be handled by two traffic lights when there is a blind spot between the two extremities of the tricky. Outside the towns the traffic light must be preceded by the temporary warning sign "traffic light" (fig. II 404). The traffic light must be placed on the right side, near the strip of temporary arrest.

## / General characteristics /

### VISIBILITY:

Thanks to the photo cell control that depends on the ambient light, the lamps will result more efficient.

The lantern is black painted in order to highlight the lamp color because it increases the contrast.

Finally, the absence of colored lenses permits to eliminate the phantom effect.


### CONSUMPTIONS:

Thanks to the high luminous efficiency lamps with photo cell control, the consumptions are very low.

Because of this function, the traffic light has higher autonomy using smaller batteries (and consequently less expensive).

/ Code: 205000069

## Led Mobile Traffic Light



Fixing bracket to the ground that makes the traffic light more stable.

For further information you can consult the user manual.

### EASY TO USE:

Thanks to the foldable cart, the device is very easy to transport and occupies very little space, the **larger wheels** allows you to carry the cart even on rough ground.

The lantern height is variable, **from 177 cm up to 232 cm.**


Because of the smaller batteries, the charging phases are faster and it is easier to change and carry them.

All these characteristics allow a rapid installation of the working zone.

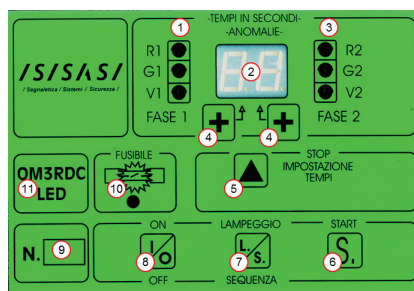
### RELIABILITY:

Each optic has 120 Leds and if some of them are burn, the optic functioning will not be compromised.

### / Control unit /



The digital control unit handles and verify the lamps and battery correct functioning. Below are explained all the controls and buttons present on the control unit panel.



1-3	phase 1 and phase 2 relay
2	luminous display for setting times and errors viewing
4	increasing times (tens, units)
5	traffic light setting times, start up and stop
6	traffic light sequence start up
7	flashing/sequence changing
8	control unit switching on/off
9	production lot
10	blown fuse indicator
11	control unit model