













Flashing Light "One Red"



1

| | | | | | |
|---|--|---|---|---|--|
|  | Light source: 2 leds for each side |  | Power supply: 6 V _{dc} |  | On/off switch: inside |
|  | Light emission: red steady light |  | Type of battery: nr. 1 4R25 battery of: 7 Ah / 25 Ah / 45 Ah |  | Dimensions (H / L / W): 35,5 x 19,5 x 9,5 cm |
|  | Luminous intensity: 2 cd |  | Duration: 53 h / 190 h / 340 h |  | Weight: 0,5 Kg |
|  | Lenses: red lens |  | Twilight: yes |  | Temperature: -15 °C - +85 °C |



Product Description

The "one", two-faces LED warning light is composed of a red steady unit and an orange base that holds the batteries.

The light lens is made up of two shells with a diameter of 200 mm.

The shape permits uniform propagation of the light without prejudice the light intensity. The warning light is composed of three parts; the black bottom cover, the orange central body, where is located the battery and finally, the pair of lenses.

The black cover, situated at the base of the flashing light, is fixed to the body of the device through mechanical joints allowing the replacement of the battery.

At the top, the lens has a triangular attachment for installation on hooks and/or specific supports. In addition, the body of the flashlight is equipped with slide for the application of a bracket.

The lower part holds the housing for the base, enabling 360° rotation.

This permits the operator to focus the light source in the desired direction.

The warning light is designed to hold 1 4R25 battery size.

The switch is internal, and activation is made by a "special key".

Operating Description

Warning lights are indispensable in all road work-zones, in addition to normal signals at night and in cases of poor visibility.

They are particularly practical and easy for the workers to use.

To operate correctly, the warning light can be positioned using the triangular connection set on the lens, the rear universal bracket and/or special supports.

Extract from the M.D. of July 10, 2002:



During the night and in cases of low visibility the barriers of the work zones must be equipped of suitable devices bright red steady light (at least one light every 1.5 barrier).

The signal "work in progress" (fig. II. 383, must be equipped of suitable devices bright red steady light. In order to guarantee the security of the pedestrians fences of construction sites, excavation, transportation and operating machinery, as well as their range must be marked with red steady lights.

Norms

- Article 21 - 41 of the Road Code
- Article 36 - 39 of Regulation Enforcement and implementation of the Road Code
- Ministerial Decree Of July 10, 2002 published in the Official Gazette no. 226 of 26 September 2002

Packaging

| | |
|--|---|
|  (pack - 12 pcs) | Dimension: 50x38x h 38 cm weight: 6,7 kg |
|  (pallet - 24 packs) | Dimension: 80x120x h 170 cm weight: 175 kg |

| | | |
|---|---|---|
| accessories | Code: 202000059 | Code: 200300016 |
|  |  |  |
| Code: 200300022 | Code: 200300038 | Code: 200300026 |
|  |  |  |